

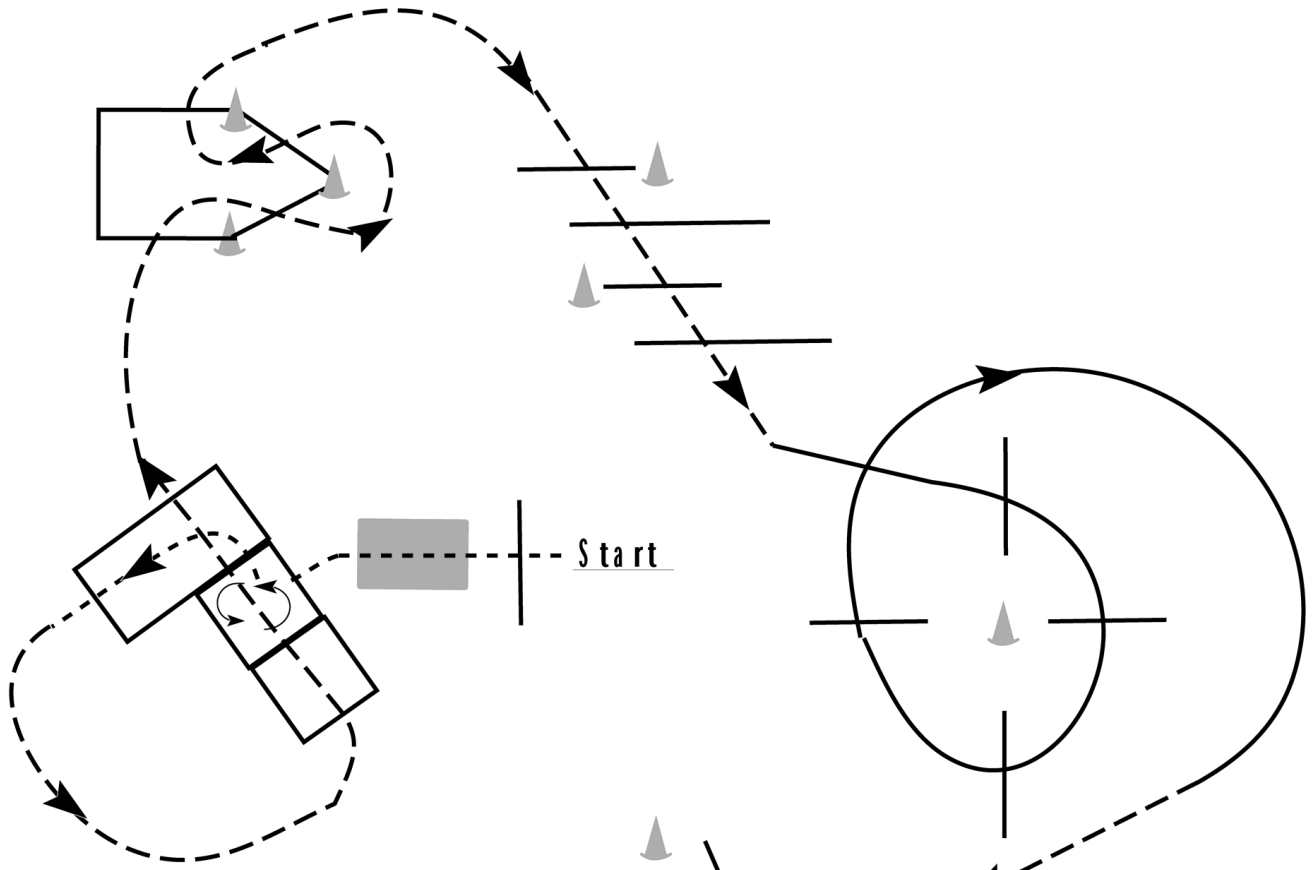
# Sherwood Easter Show 2025

## Classes 6-10 trail

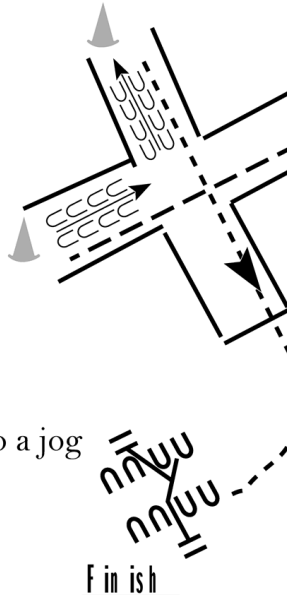
Show Date: 4th April - 6th April 2025

www.HorseShowPatterns.com

www.HorseShowPatterns.com



1. Walk over log and bridge.
2. Walk into box and turn 3/4 turn left.  
Walk out of box.
3. Jog thru boxes.
4. Jog thru serpentine.
5. Jog over poles.
6. Lope on right lead over poles. Break to a jog  
and jog into chute.
7. Back thru chute and walk out to gate.
8. Work gate with right hand.



Walk	-----
Jog	- - - - -
Extended Jog	- - - - -
Lope	_____
Leg Yield	
Lead Change	↖ ↗
Back	← ← ← ← ←
Marker	Ⓚ
Sidepass	← - - - - →

Finish

[T/2-23]

Pattern Provided by:  
*Show Management*

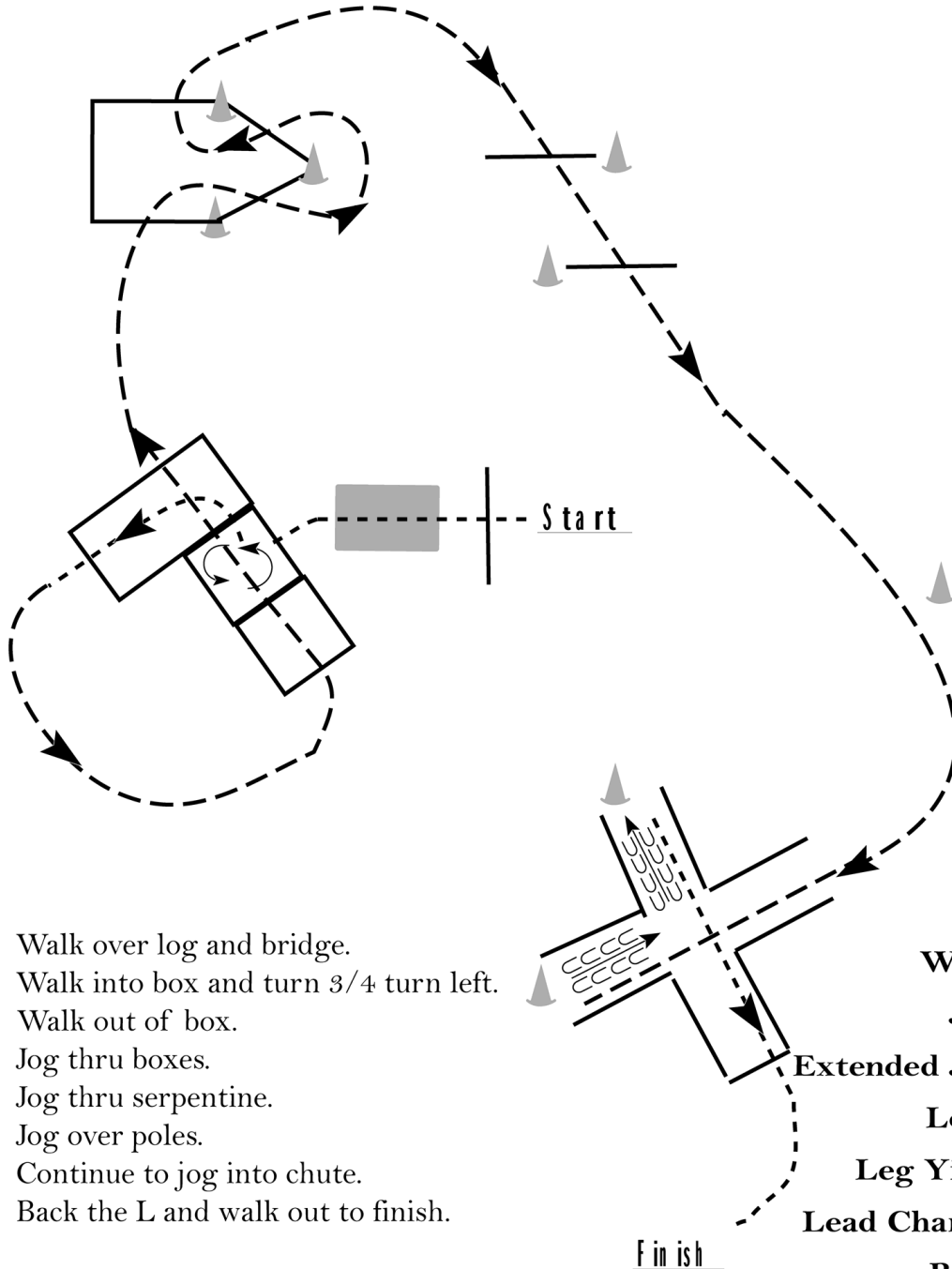
# Sherwood Easter Show 2025

## Classes 1 -5a Walk trot trail

Show Date: 4th April - 6th April 2025

www.HorseShowPatterns.com

www.HorseShowPatterns.com



1. Walk over log and bridge.
2. Walk into box and turn 3/4 turn left.  
Walk out of box.
3. Jog thru boxes.
4. Jog thru serpentine.
5. Jog over poles.
6. Continue to jog into chute.
7. Back the L and walk out to finish.

Walk	.....
Jog	- - - - -
Extended Jog	- - - - -
Lope	—————
Leg Yield	
Lead Change	////
Back	←←←←←
Marker	ⓑ
Sidepass	←---→

Finish

[TWT-23]

Pattern Provided by:  
*Show Management*

# Sherwood Easter Show 2025

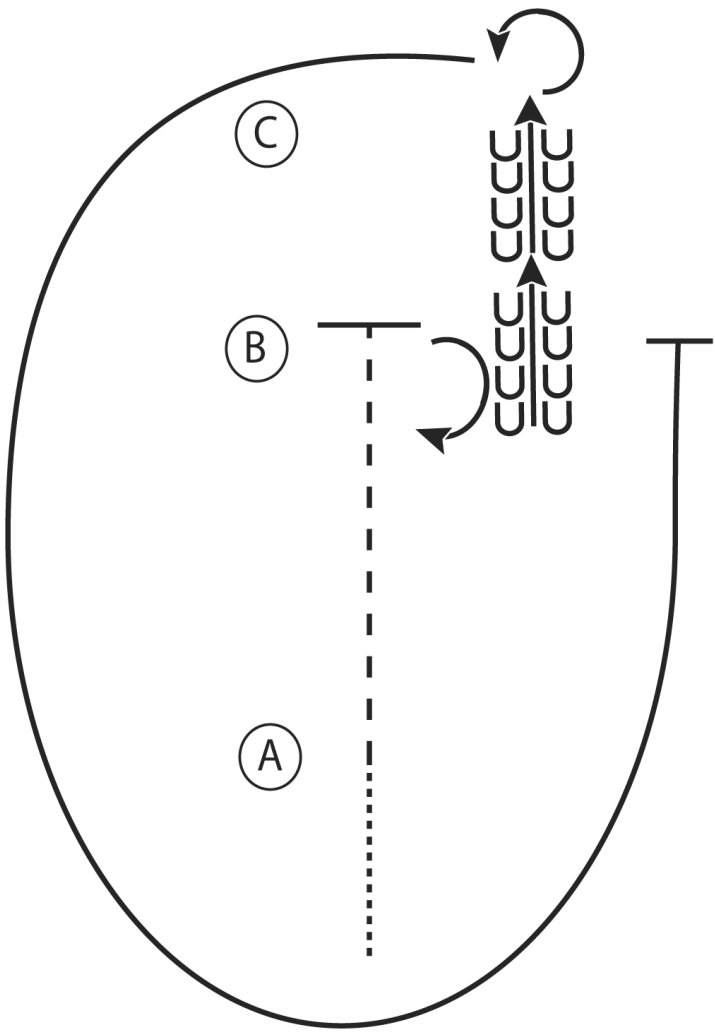
## Classes 42-44 Horsemanship

Show Date: 4th April - 6th April 2025

www.HorseShowPatterns.com

www.HorseShowPatterns.com

1. Walk to A
2. Jog A to B
3. Stop at B and perform a 180 degree turn to the right
4. Back to C
5. At C perform a 270 degree turn to the left
6. Lope a circle around A, returning to B
7. Stop at B



Walk	.....
Jog	- - - - -
Extended Jog	— — — — —
Lope	—————
Leg Yield	
Lead Change	↙ ↘
Back	← 3 3 3 3 3 3
Marker	(B)
Sidepass	← - - - - →

[WH/2-14]

Pattern Provided by:  
*Show Management*

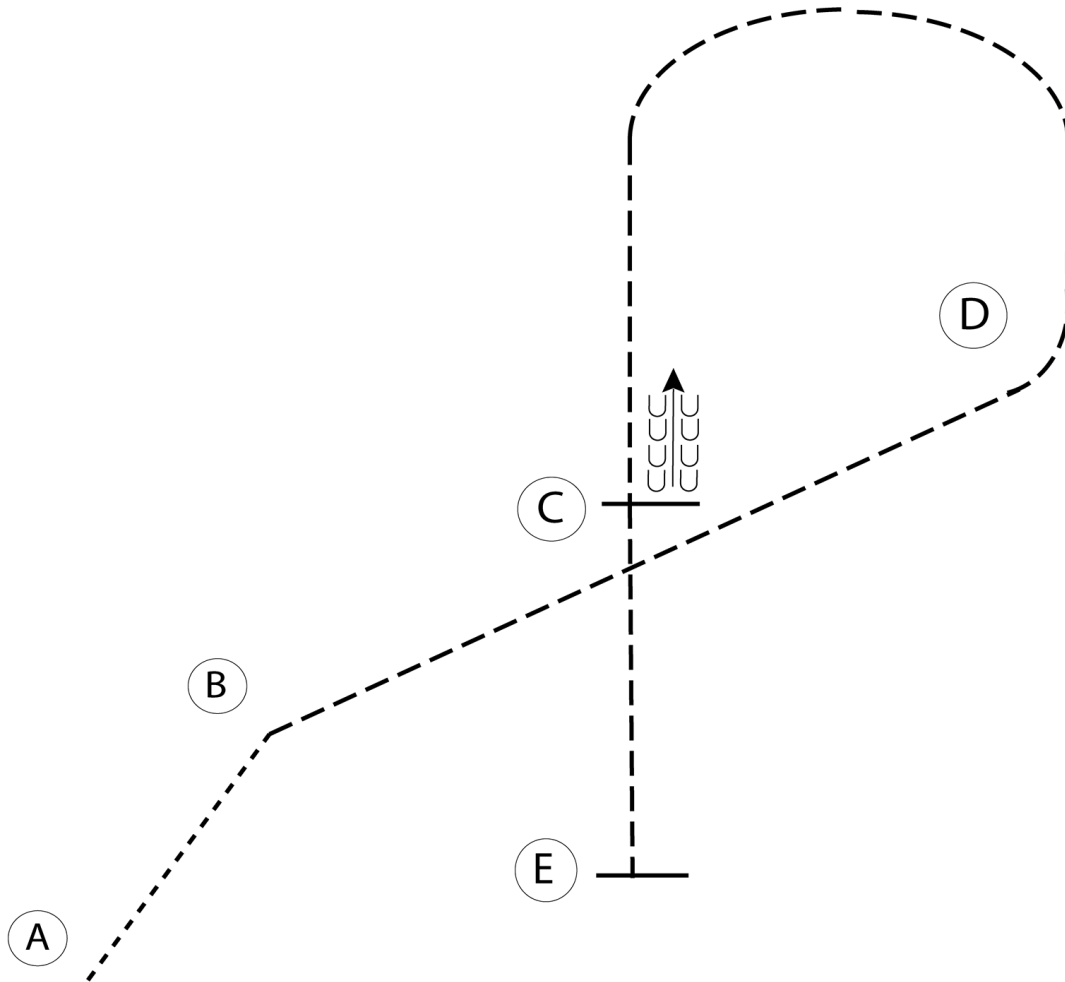
# Sherwood Easter Show 2025

## Classes 40-41a W/J Horsemanship

Show Date: 4th April - 6th April 2025

w w w . H o r s e S h o w P a t t e r n s . c o m

w w w . H o r s e S h o w P a t t e r n s . c o m



1. Walk from A to B
2. Jog from B to D
3. Jog around D to C
4. At C stop and back four steps
5. Jog from C to E
6. At E stop

Walk	-----
Jog	- - - - -
Extended Jog	- - - - -
Lope	—————
Leg Yield	
Lead Change	— / —
Back	← ← ← ← ←
Marker	⊙ B
Sidepass	← — — — — →

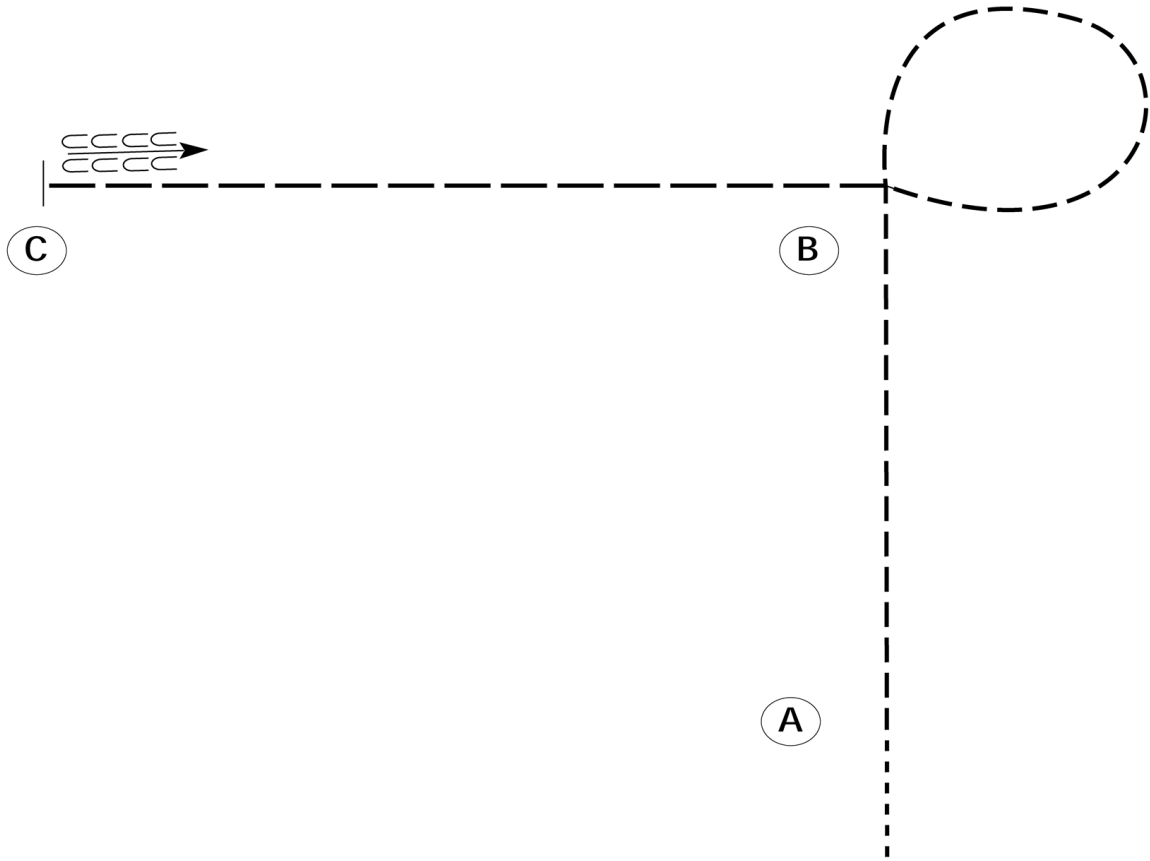
[WH/WT-14]

Pattern Provided by:  
*Show Management*

# Sherwood Easter Show 2025

## Class 58 WJ Horsemanship

Show Date: 4th April - 6th April 2025



Be ready before A.

1. Walk to A.
2. Jog to B.
3. Jog a circle to the right.
4. Extend the jog from B to C.
5. Stop at C and back approximately one horse length.

Follow the instructions of your ring steward.

<b>Walk</b>	-----
<b>Jog</b>	- - - - -
<b>Extended Jog</b>	- - - - -
<b>Lope</b>	—————
<b>Leg Yield</b>	
<b>Lead Change</b>	— / —
<b>Back</b>	← C C C C C
<b>Marker</b>	(B)
<b>Sidepass</b>	←-----→

[WH/WT-50]

**Pattern Provided by:**  
*Show Management*

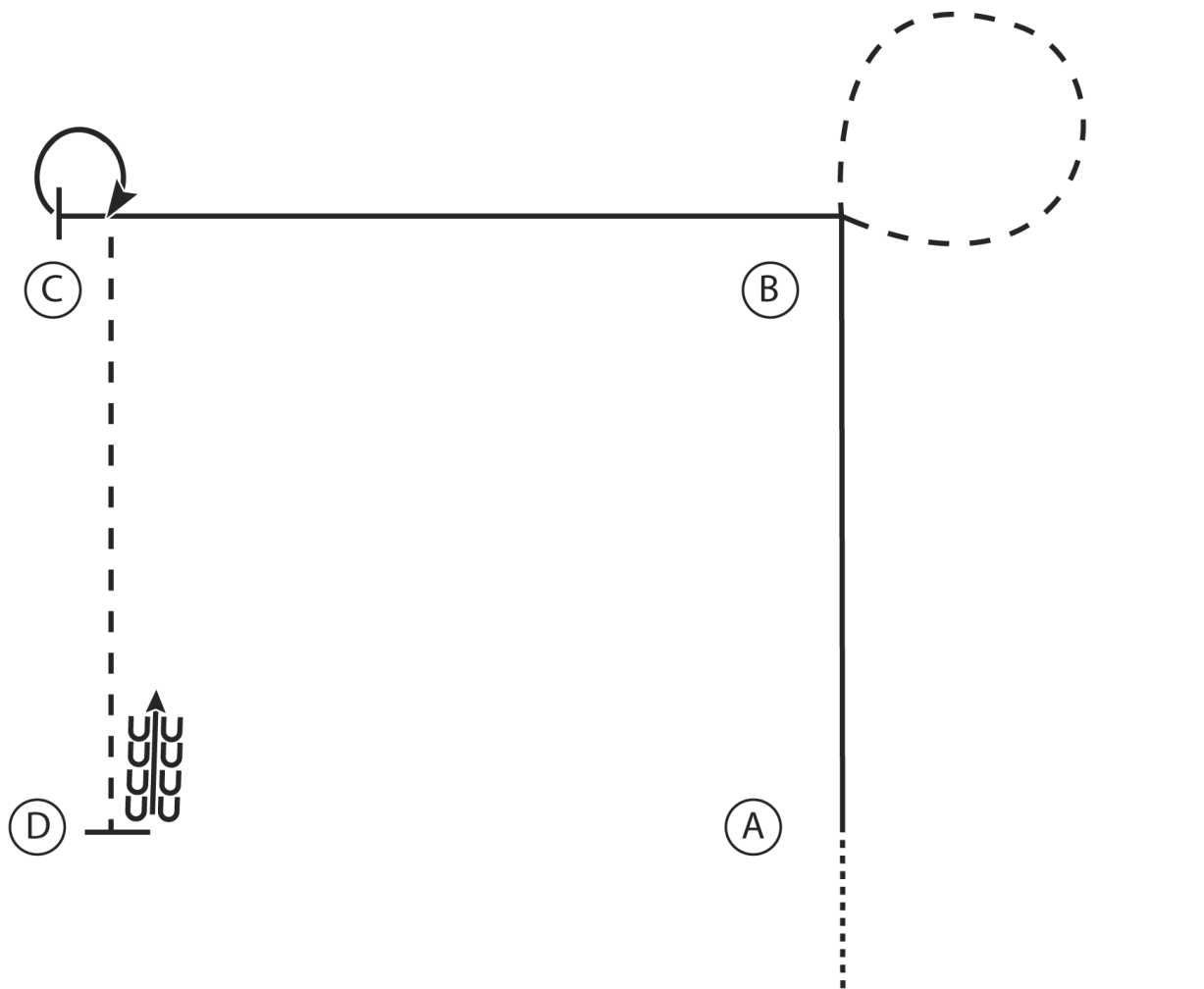
www.HorseShowPatterns.com

www.HorseShowPatterns.com

# Sherwood Easter Show 2025

## Classes 59-61 Horsemanship

Show Date: 4th April - 6th April 2025



1. Walk to A
2. Lope on the right lead to B
3. At B extend the jog in a circle to the right
4. At B lope on the left lead to C
5. At C stop and perform a 270 degree turn to the right
6. Jog to D
7. At D stop and back 4 steps

Walk	.....
Jog	-----
Extended Jog	-----
Lope	—————
Leg Yield	
Lead Change	↙↘
Back	←←←←
Marker	(B)
Sidepass	←←←←

[WH/2-50]

Pattern Provided by:  
*Show Management*

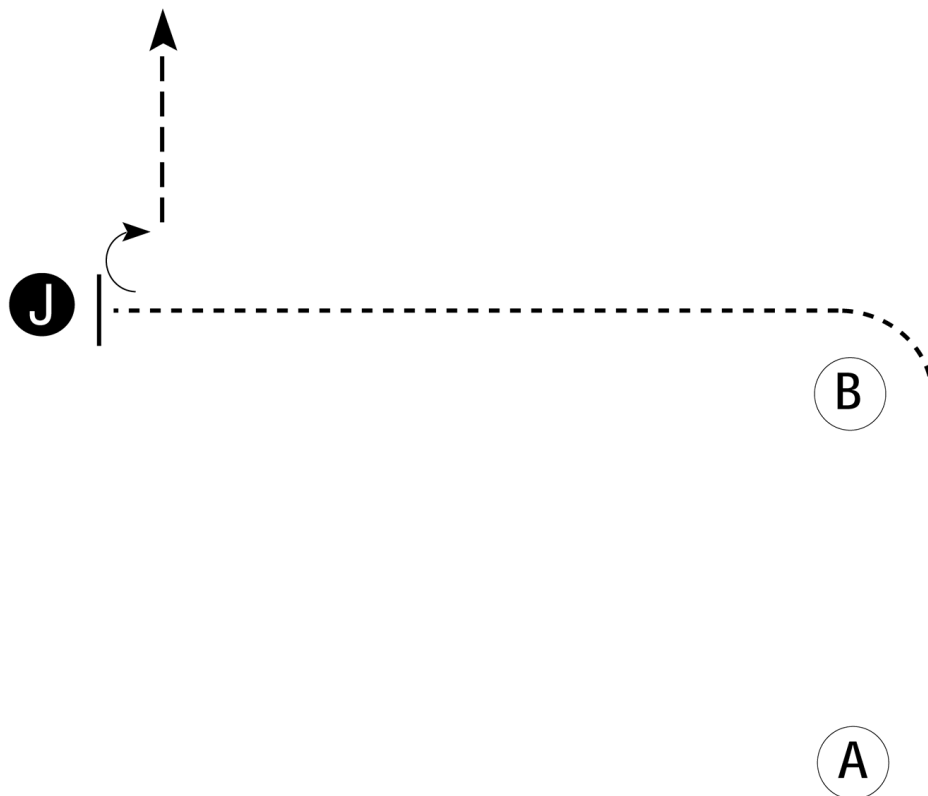
# Sherwood Easter Show 2025

## Class 175 - Small fry Showmanship

Show Date: 4th April - 6th April 2025

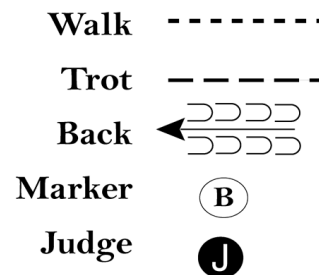
w w w . H o r s e S h o w P a t t e r n s . c o m

w w w . H o r s e S h o w P a t t e r n s . c o m



Be ready at A.

1. Trot from A to B.
2. At B, walk to judge.
3. Stop and set up for inspection.
4. When dismissed, turn 90 degrees and trot away from judge.
5. Follow the instructions of your ring steward.



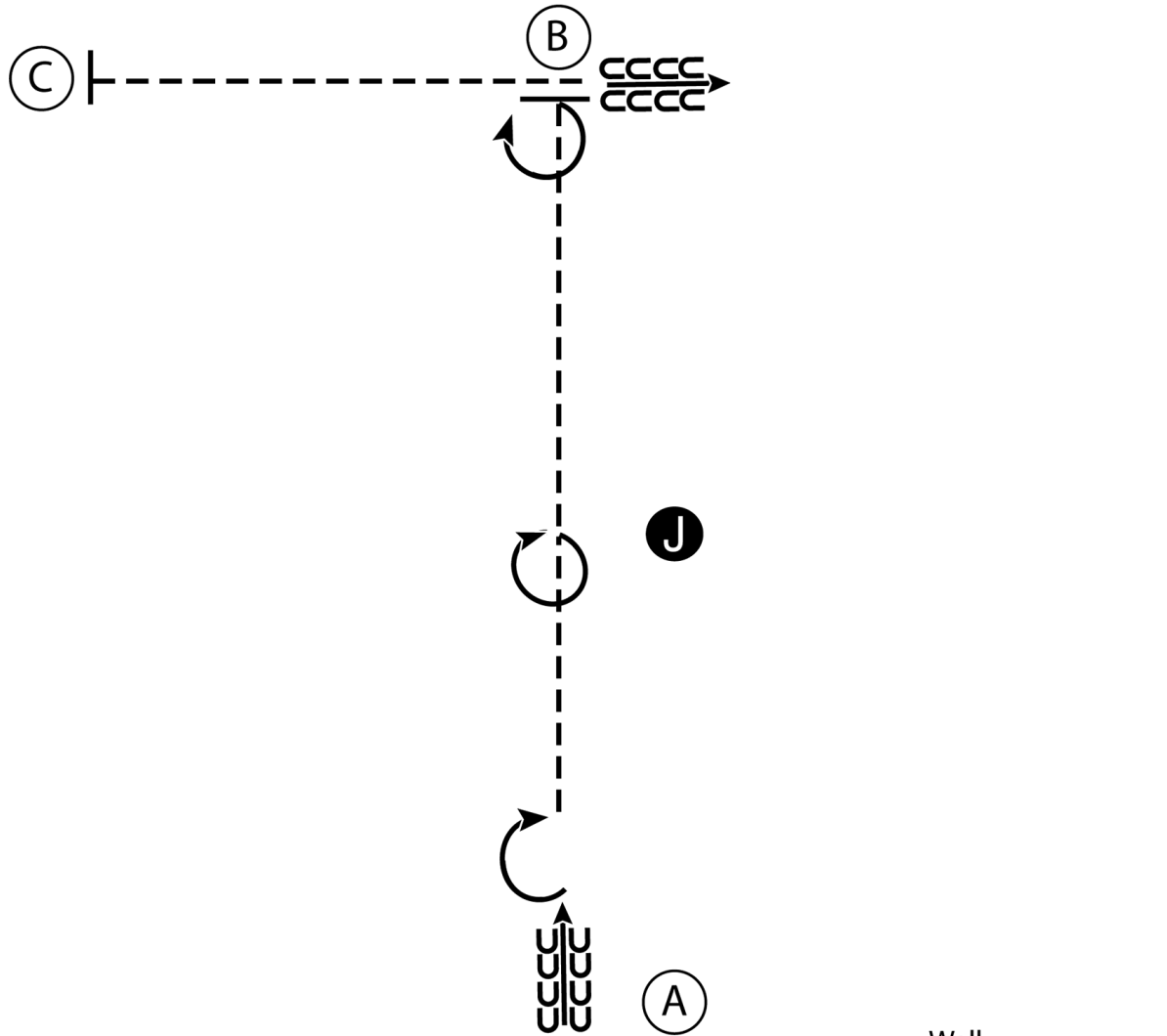
[S/WT-12]

Pattern Provided by:  
*Show Management*

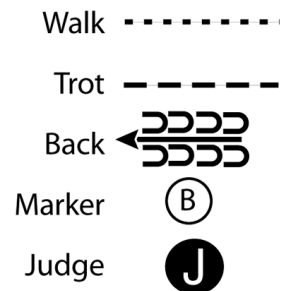
# Sherwood Easter Show 2025

## Classes 176 - 180 Showmanship

Show Date: 4th April - 6th April 2025



1. Begin facing away from the Judge. Back four steps.
2. Perform a 180 degree turn.
3. Trot to the Judge. Perform a 360 degree turn, stop and set up for inspection.
4. When dismissed trot to B.
5. Perform a 270 degree turn.
6. Back four steps and trot to C.
7. Stop and wait for instructions from the ring steward.



[S/3-12]

Pattern Provided by:  
*Show Management*

w w w . H o r s e S h o w P a t t e r n s . c o m

w w w . H o r s e S h o w P a t t e r n s . c o m



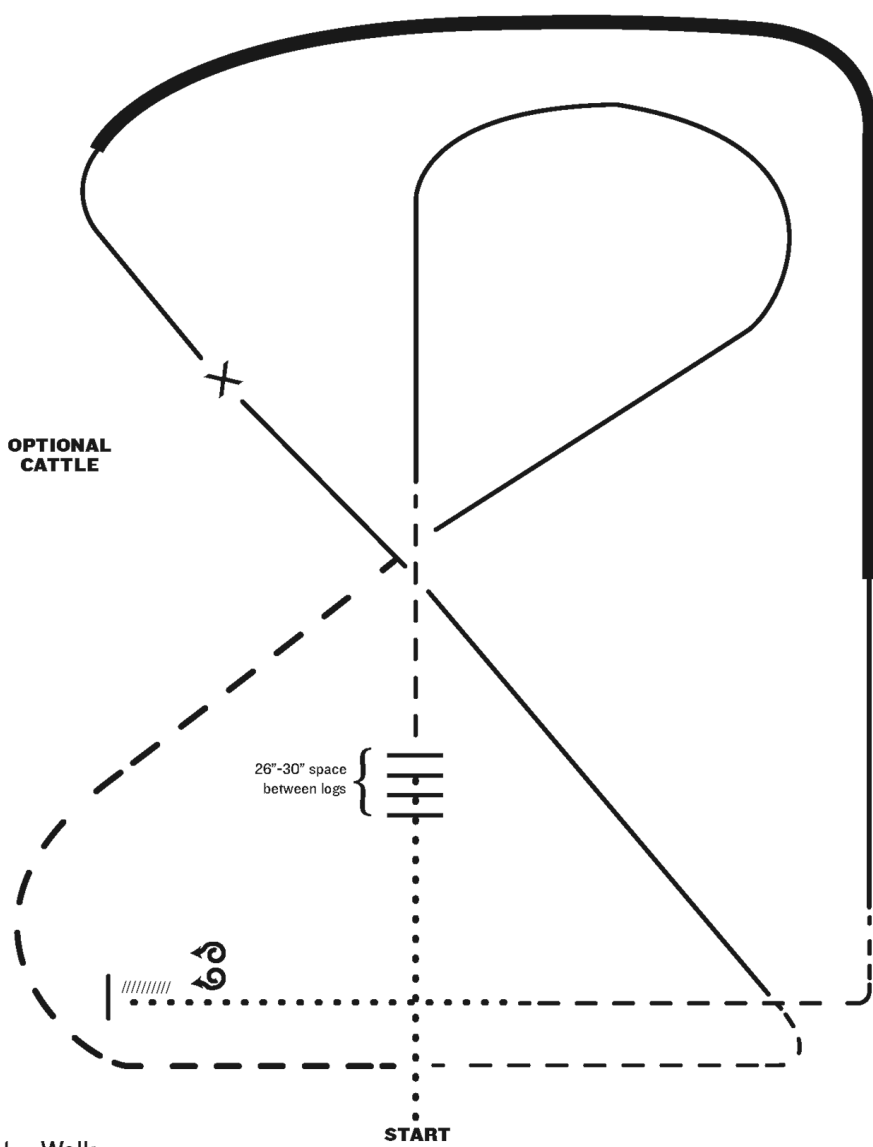
# Sherwood Easter Show 2025

## Classes 183-184 Ranch riding

Show Date: 4th April - 6th April 2025

w w w . H o r s e S h o w P a t t e r n s . c o m

w w w . H o r s e S h o w P a t t e r n s . c o m



1. Walk
2. Walk over logs
3. Trot
4. Lope right lead
5. Extended trot
6. Trot
7. Lope left lead
8. Change leads (simple or flying)
9. Right lead, extended lope
10. Collect Lope
11. Trot
12. Walk
13. Stop and back
14. 360 degree turn each direction (either direction 1st) (L-R or R-L)

Note: The drawn description of this pattern is only intended for the general depiction of the pattern. Exhibitors should utilize the arena space to best exhibit their horses.

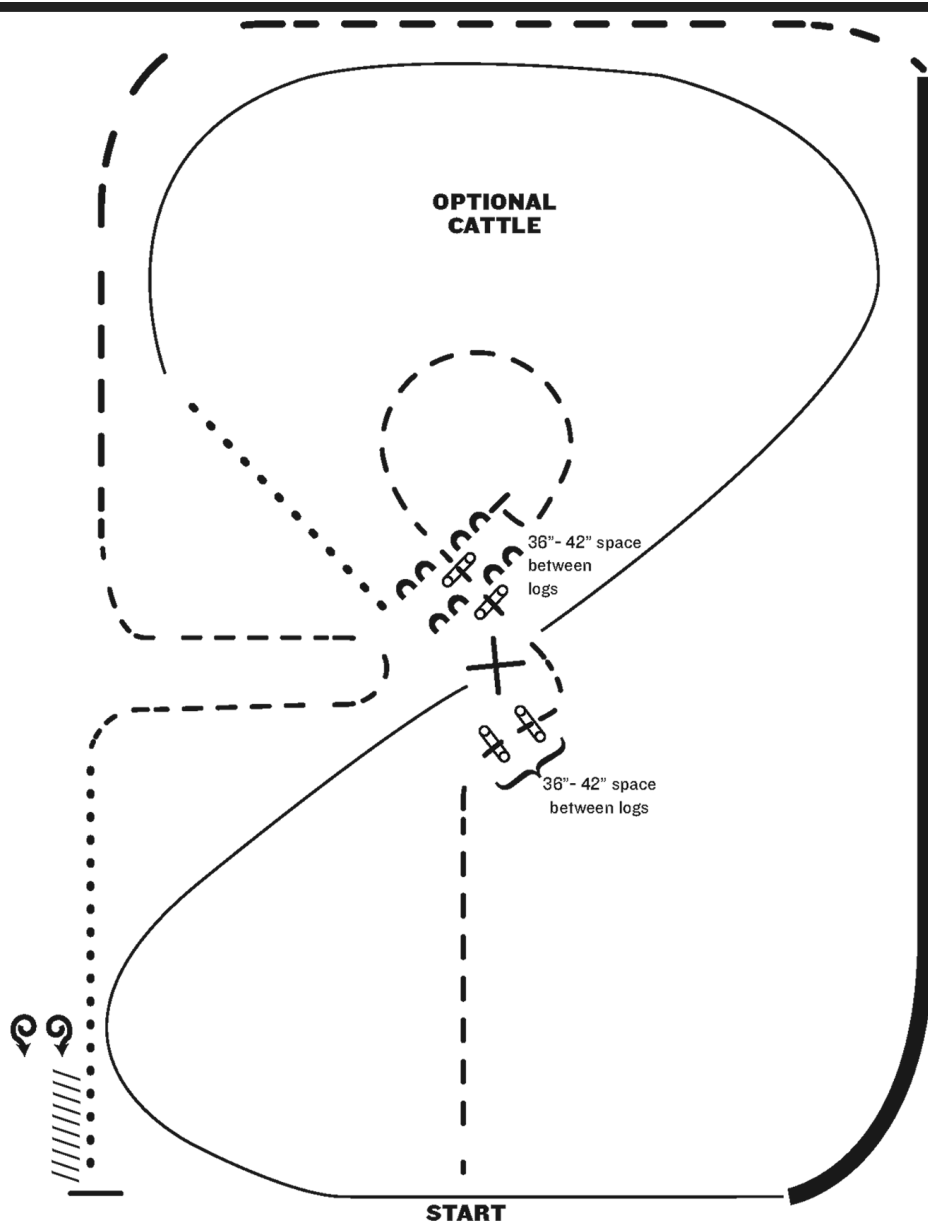
[RR/AQHA-5]

**Pattern Provided by:**  
*Show Management*

# Sherwood Easter Show 2025

## Classes 185-189 Ranch Riding

Show Date: 4th April - 6th April 2025



1. Trot
2. Trot two sets of logs
3. Trot circle, stop and side pass log left
4. Walk
5. Lope right lead
6. Change leads (simple or flying)
7. Lope left lead
8. Extended lope (left lead)
9. Extended trot
10. Trot
11. Walk
12. Stop and back
13. 360 degree turn each direction (either direction 1st) (L-R or R-L)

Note: The drawn description of this pattern is only intended for the general depiction of the pattern. Exhibitors should utilize the arena space to best exhibit their horses.

[RR/AQHA-9]

Pattern Provided by:  
*Show Management*

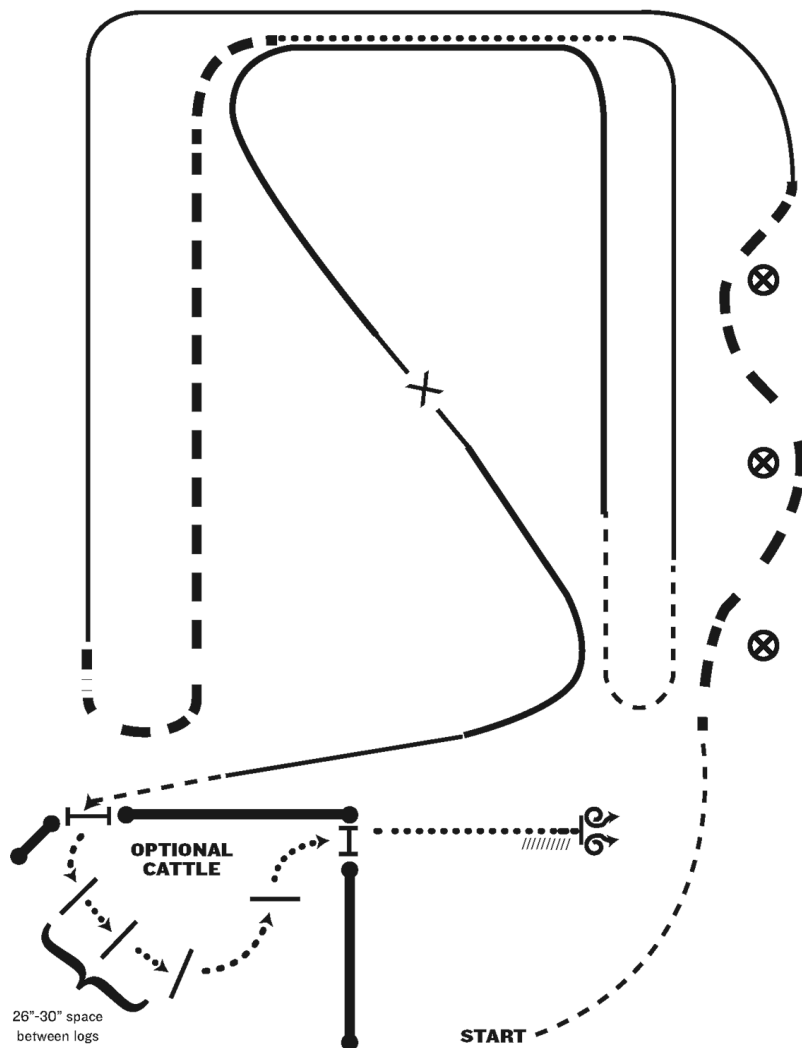
www.HorseShowPatterns.com

www.HorseShowPatterns.com

# Sherwood Easter Show 2025

## Class 190 VRH Ranch Riding

Show Date: 4th April - 6th April 2025



1. Trot
2. Extended trot
3. Lope left lead
4. Extended trot
5. Walk
6. Lope right lead
7. Trot
8. Extended lope (left lead)
9. Collect lope, change leads (simple or flying), extended lope (right lead), collect lope
10. Trot
11. Left hand push gate into pen
12. Walk over logs
13. Right hand push gate out of pen
14. Walk
15. Stop, 360 degree turn each direction (either direction 1st) (L-R or R-L)
16. Back

Note: The drawn description of this pattern is only intended for the general depiction of the pattern. Exhibitors should utilize the arena space to best exhibit their horses.

[RR/AQHA-14]

Pattern Provided by:  
*Show Management*

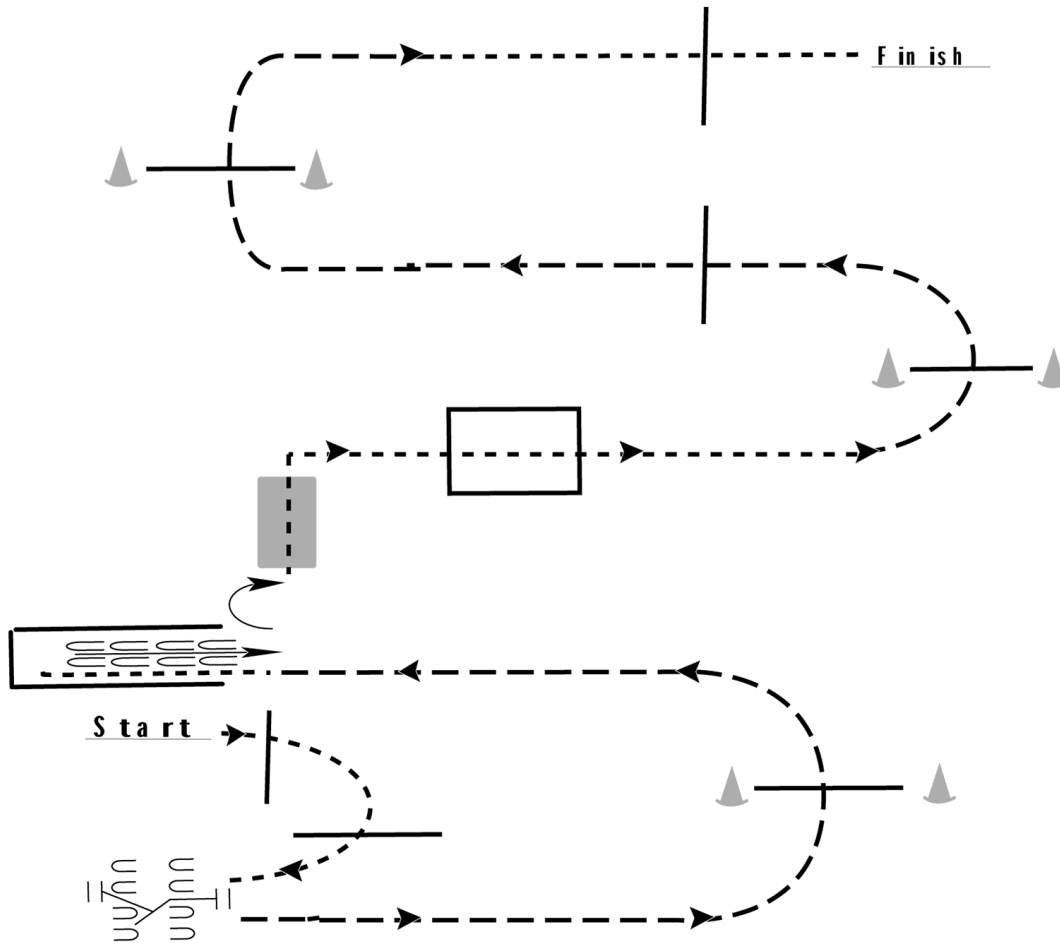
# Sherwood Easter Show 2025

## Class 192 WJ trail

Show Date: 4th April - 6th April 2025

w w w . H o r s e S h o w P a t t e r n s . c o m

w w w . H o r s e S h o w P a t t e r n s . c o m



1. Walk over two poles to gate
2. Work gate with left hand
3. Trot over pole to chute
4. Walk into chute
5. Back out of chute
6. Walk over bridge
7. Walk through box
8. Trot over poles
9. Break to the walk and walk over final elevated pole to finish

Walk	-----
Jog	- - - - -
Extended Jog	- - - - -
Lope	—————
Leg Yield	
Lead Change	— / —
Back	← ← ← ← ←
Marker	⊙ B
Sidepass	← ← ← ← ←

[T/WT-9]

Pattern Provided by:  
*Show Management*

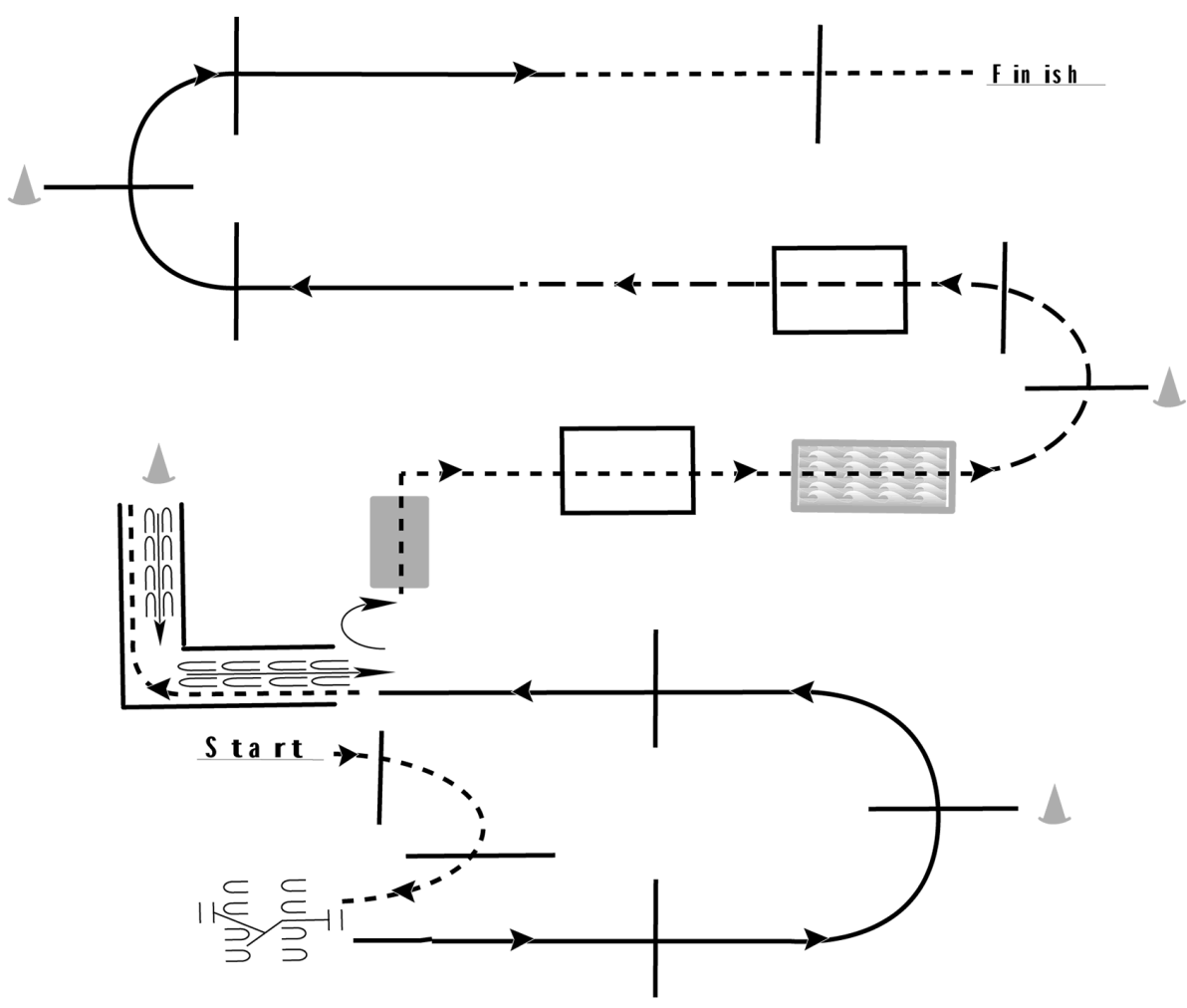
# Sherwood Easter Show 2025

## Classes 193-195 Youth trail

Show Date: 4th April - 6th April 2025

www.HorseShowPatterns.com

www.HorseShowPatterns.com



1. Walk over two poles to gate
2. Work gate with left hand
3. Lope on the left lead over poles
4. Break to a walk and walk into L
5. Back out of L
6. Walk over bridge
7. Walk through box and through water box
8. Trot over poles and through box
9. Lope on the right lead over poles
10. Break to the walk and walk over final elevated pole to finish

Walk	-----
Jog	- - - - -
Extended Jog	- - - - -
Lope	—————
Leg Yield	
Lead Change	↙ ↘
Back	← ← ← ←
Marker	(B)
Sidepass	←-----→

[T/2-9]

**Pattern Provided by:**  
*Show Management*

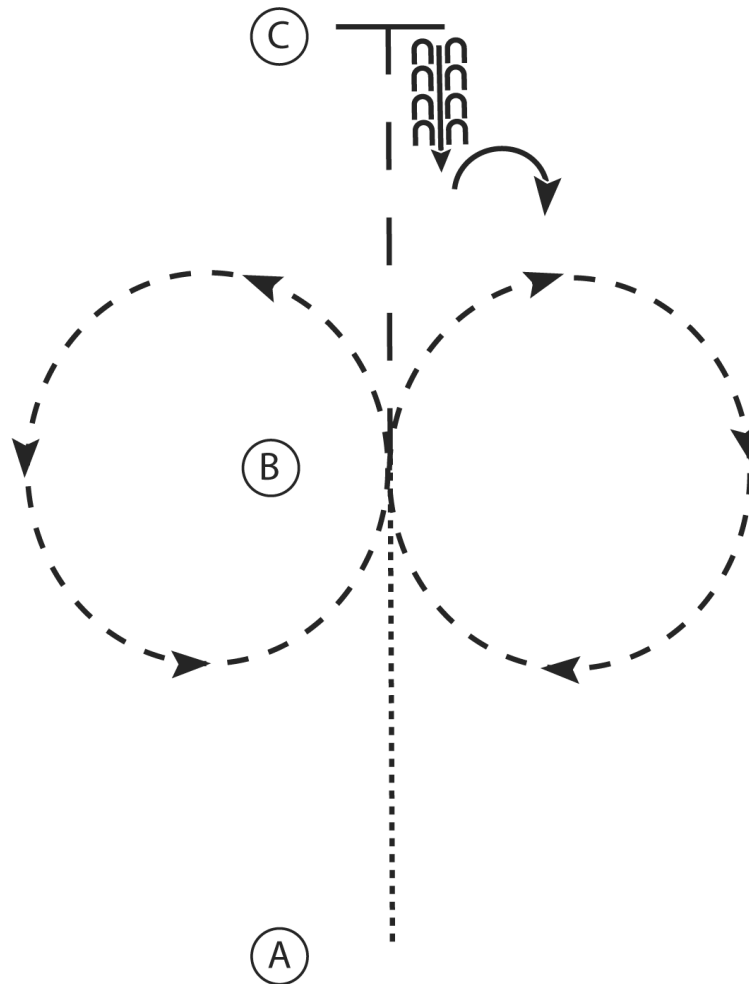
# Sherwood Easter Show 2025

## Classes 84-86 W/J HSE

Show Date: 4th April - 6th April 2025

w w w . H o r s e S h o w P a t t e r n s . c o m

w w w . H o r s e S h o w P a t t e r n s . c o m



1. Walk A to B
2. Sitting trot circle to the right
3. Posting trot circle to the left
4. At B extend the trot to C
5. Stop at C and back 4 steps
6. Perform a 90 degree turn to the right

Walk	.....
Trot	- - - - -
Extended Trot	- - - - -
Canter	—————
Leg Yield	
Lead Change	↘
Back	←←←←
Marker	⊙ B
Sidepass	← - - - - →

[HSE/WT-1]

**Pattern Provided by:**  
*Show Management*

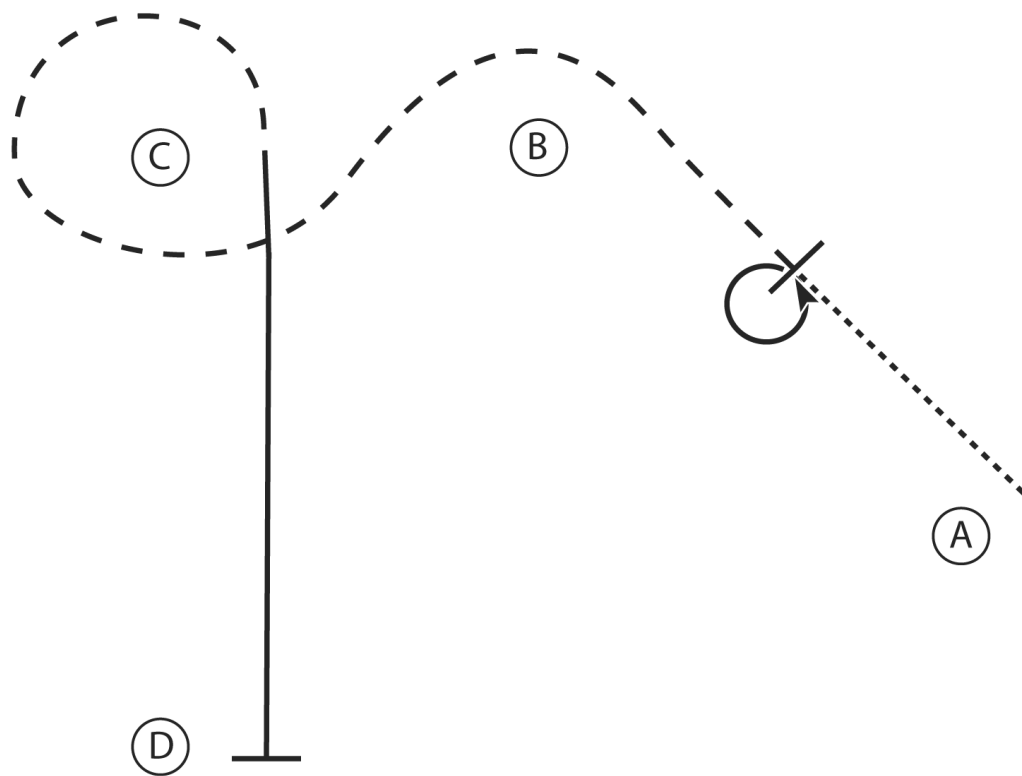
# Sherwood Easter Show 2025

## Classes 87-92 HSE

Show Date: 4th April - 6th April 2025

w w w . H o r s e S h o w P a t t e r n s . c o m

w w w . H o r s e S h o w P a t t e r n s . c o m



1. At A walk halfway to B
2. Stop and perform a 360 degree turn to the left on the hindquarters
3. Posting trot to and around B and in a circle around C, performing proper change of diagonal
4. At C canter to D on the right lead
5. Stop at D

Walk	.....
Trot	-----
Extended Trot	-----
Canter	—————
Leg Yield	
Lead Change	↖ ↗
Back	←←←←
Marker	⊙ (B)
Sidepass	←-----→

[HSE/2-1]

**Pattern Provided by:**  
*Show Management*