

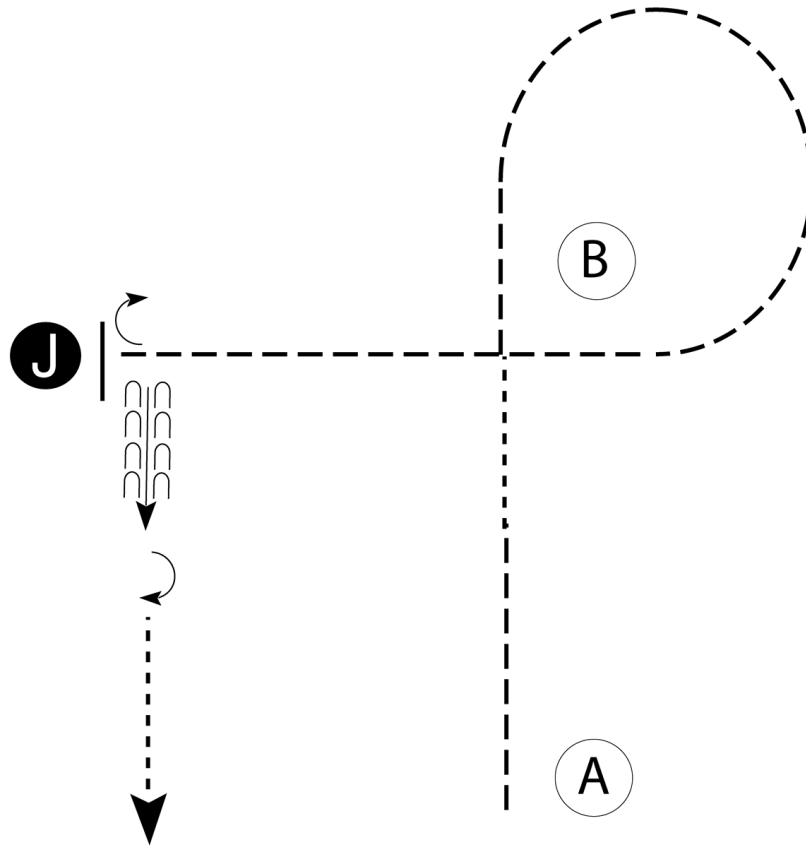
Sherwood Halloween Show 2020

All Showmanship

Show Date: 17th and 18th October 2020

w w w . H o r s e S h o w P a t t e r n s . c o m

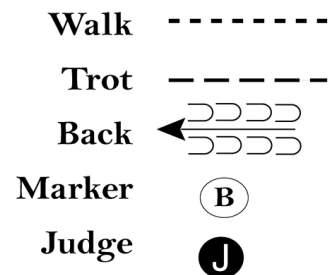
w w w . H o r s e S h o w P a t t e r n s . c o m



Be ready at A.

1. Trot halfway to B.
2. Walk two horse lengths.
3. Trot to and around B as shown.
4. Trot to the judge. Stop and set up for inspection.
5. When dismissed, perform a 90 degree turn and back approximately 2 horse lengths.
6. Perform a 180 degree turn and walk straight away.

Follow the instructions of your ring steward.



[S/2-78]

Pattern Provided by:
Show Management

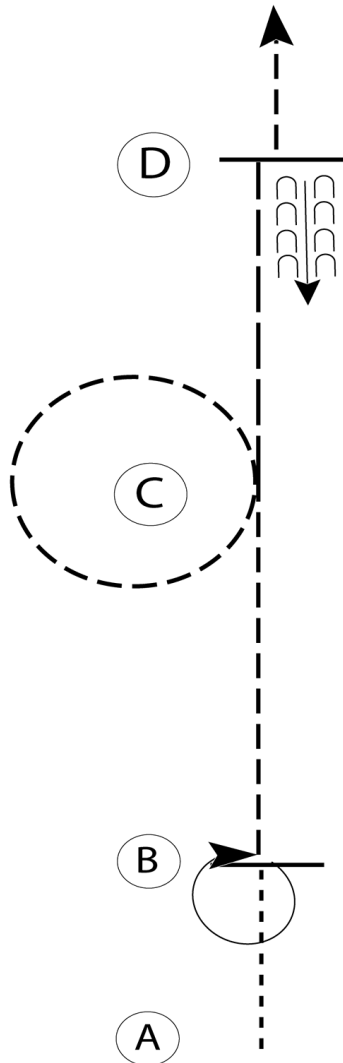
Sherwood Halloween Show 2020

Walk Jog Horsemanship

Show Date: 17th and 18th October 2020

www.HorseShowPatterns.com

www.HorseShowPatterns.com



1. Walk from A to B
2. At B stop and perform a 360 degree turn on the hindquarters to the right
3. Jog to C, and jog a circle around C to the left
4. Extend the jog to D
5. At D stop, back five steps, and jog to the line

Walk	-----
Jog	- - - - -
Extended Jog	- - - - -
Lope	—————
Leg Yield	
Lead Change	— / —
Back	← C C C C C
Marker	ⓑ
Sidepass	←-----→

[WH/WT-15]

Pattern Provided by:
Show Management

Sherwood Halloween Show 2020

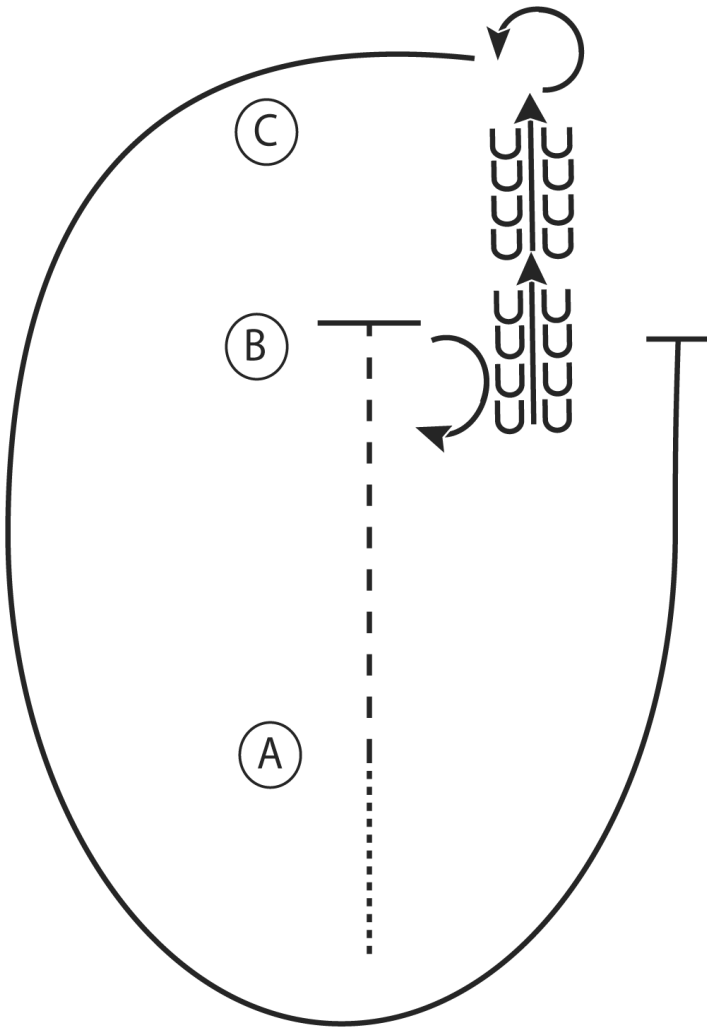
Youth and Amateur Horsemanship

Show Date: 17th and 18th October 2020

w w w . H o r s e S h o w P a t t e r n s . c o m

w w w . H o r s e S h o w P a t t e r n s . c o m

1. Walk to A
2. Jog A to B
3. Stop at B and perform a 180 degree turn to the right
4. Back to C
5. At C perform a 270 degree turn to the left
6. Lope a circle around A, returning to B
7. Stop at B



Walk
Jog	-----
Extended Jog	-----
Lope	—————
Leg Yield	
Lead Change	↘
Back	←←← →→→
Marker	ⓑ
Sidepass	←- - - - ->

[WH/2-14]

Pattern Provided by:
Show Management

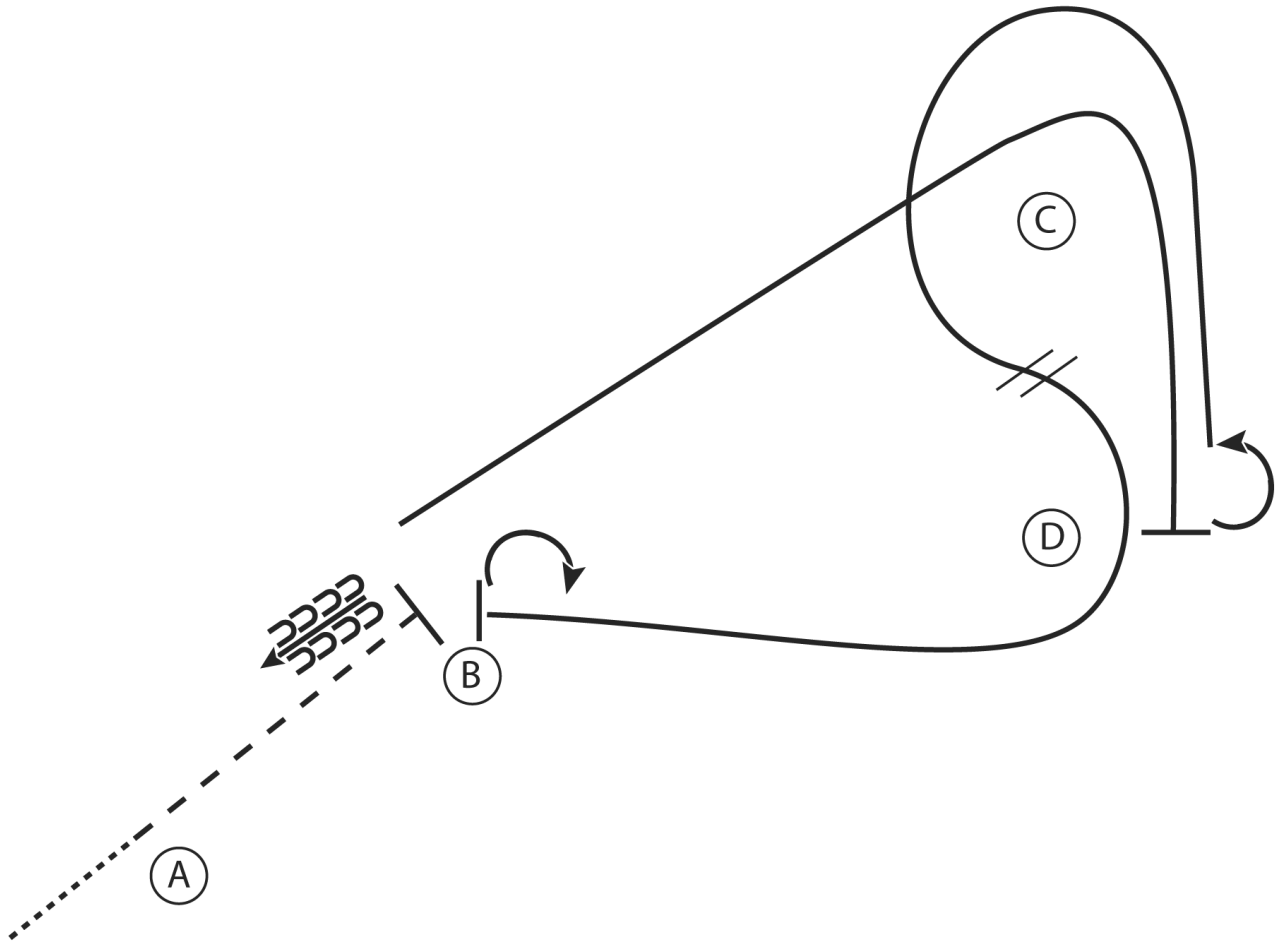
Sherwood Halloween Show 2020

Open Horsemanship

Show Date: 17th and 18th October 2020

w w w . H o r s e S h o w P a t t e r n s . c o m

w w w . H o r s e S h o w P a t t e r n s . c o m



1. Walk to A
2. At A jog to B
3. Stop at B and back 4 steps
4. Lope on the right lead around C to D
5. Stop at D and perform a 180 degree turn to the left
6. Lope on the left lead around C, between C and D perform a lead change and continue around D to B
7. Stop at B and perform a 180 degree turn to the right

Walk
Jog	-----
Extended Jog	-----
Lope	—————
Leg Yield	
Lead C change	///
Back	←←← ←←←
Marker	(B)
Sidepass	←←-----

[WH/3-9]

Pattern Provided by:
Show Management

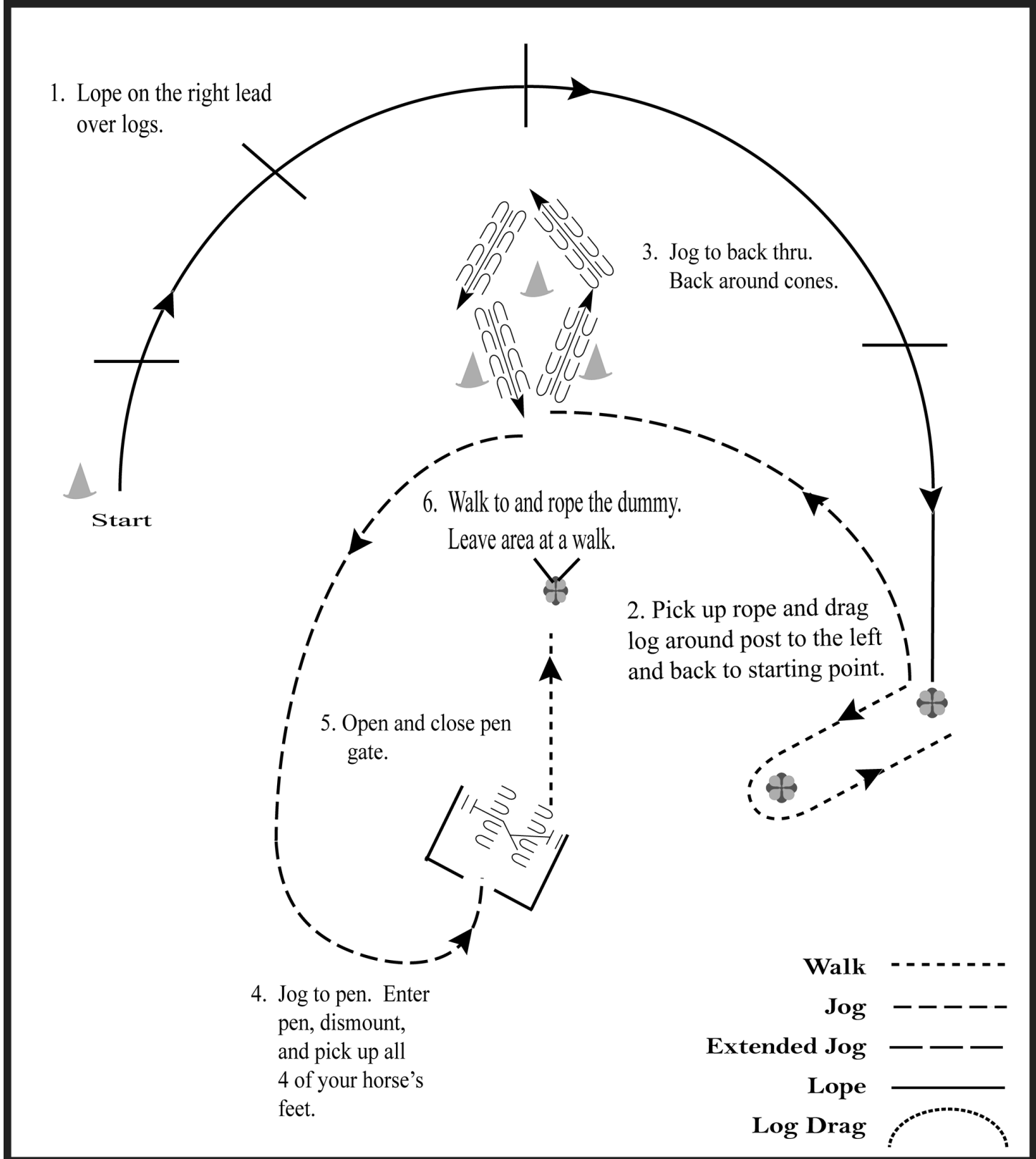
Sherwood Halloween Show 2020

Open Ranch Trail

Show Date: 17th and 18th October 2020

www.HorseShowPatterns.com

www.HorseShowPatterns.com



1. Lope on the right lead over logs.

3. Jog to back thru. Back around cones.

Start

6. Walk to and rope the dummy. Leave area at a walk.

2. Pick up rope and drag log around post to the left and back to starting point.

5. Open and close pen gate.

4. Jog to pen. Enter pen, dismount, and pick up all 4 of your horse's feet.

Walk - - - - -

Jog - - - - -

Extended Jog - - - - -

Lope ————

Log Drag ———— (dotted arc)

[RT/1]

Pattern Provided by:
Show Management

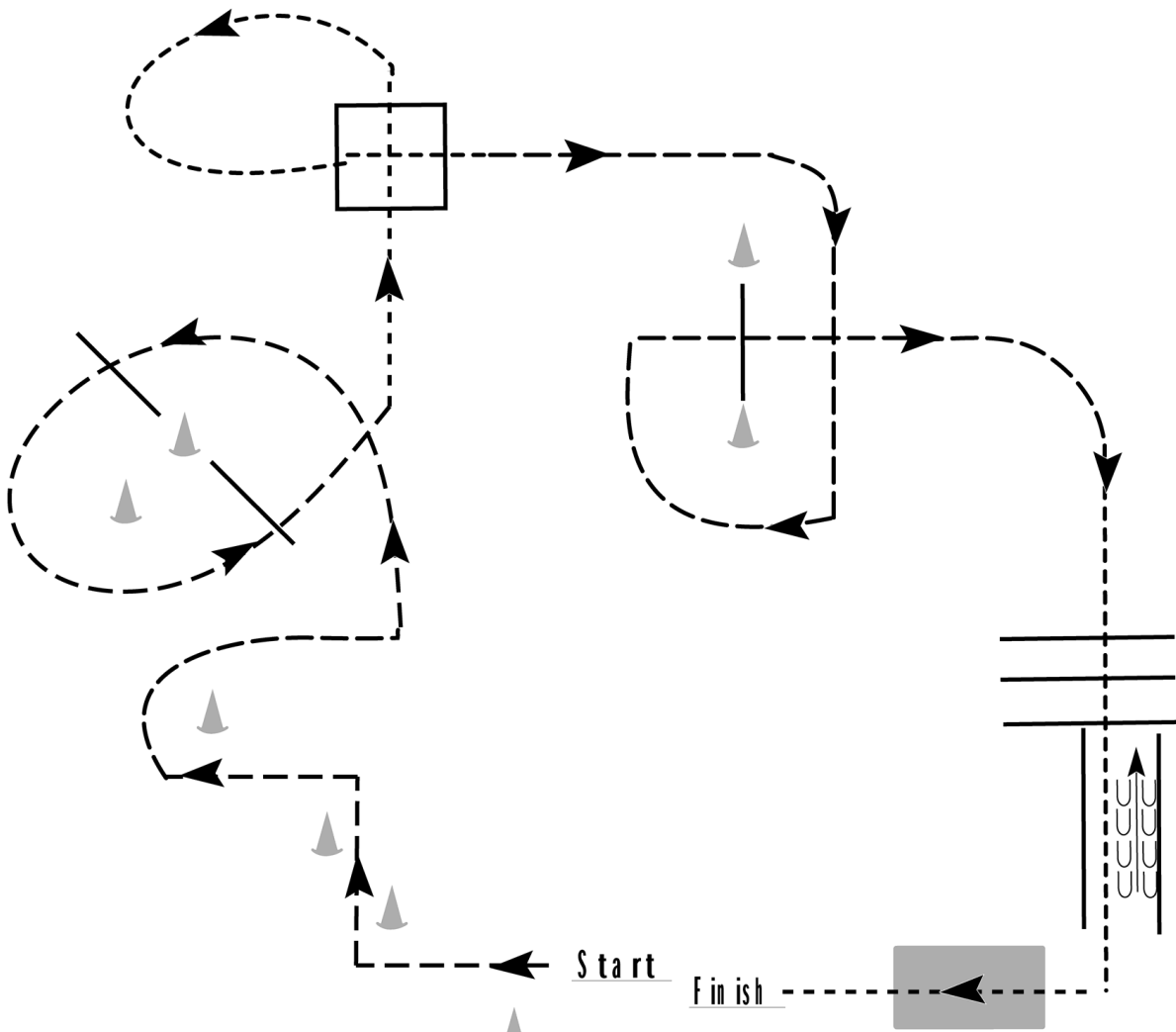
Sherwood Halloween Show 2020

Walk Jog and In hand Trail

Show Date: 17th and 18th October 2020

w w w . H o r s e S h o w P a t t e r n s . c o m

w w w . H o r s e S h o w P a t t e r n s . c o m



1. Jog thru serpentine as shown.
2. Jog over 2 poles.
3. Walk thru box twice as shown.
4. Jog over pole as shown.
5. Walk over poles and into chute.
6. Back up in the chute.
7. Walk out of chute and over bridge to finish.

Walk	-----
Jog	- - - - -
Extended Jog	— — — —
Lope	—————
Leg Yield	
Lead Change	— / —
Back	← ← ← ← ←
Marker	(B)
Sidepass	← — — — — →

[T/WT-37]

Pattern Provided by:
Show Management

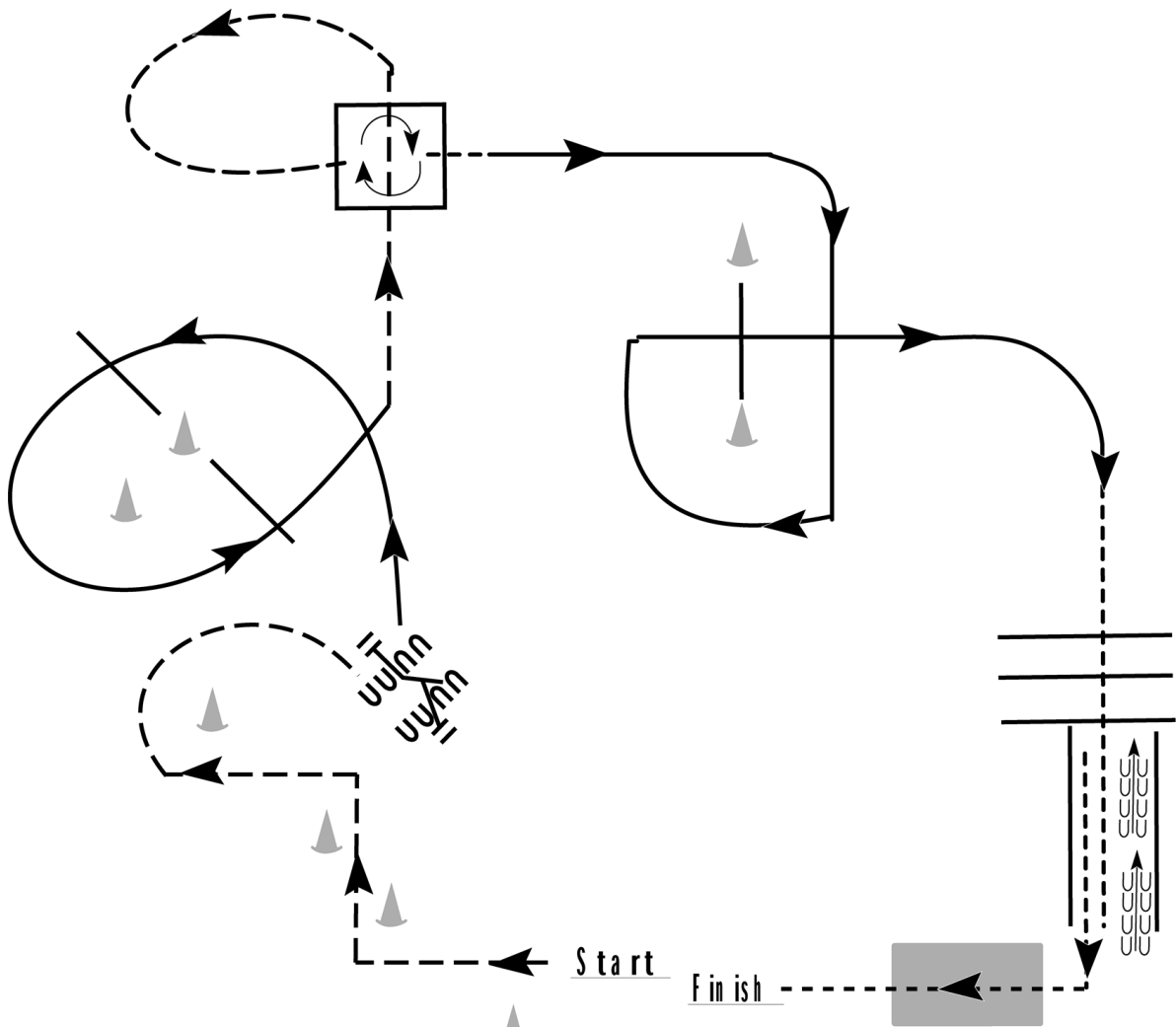
Sherwood Halloween Show 2020

Youth and Amateur Trail

Show Date: 17th and 18th October 2020

www.HorseShowPatterns.com

www.HorseShowPatterns.com



1. Jog thru serpentine as shown.
2. Work gate with left hand.
3. Lope on left lead over 2 poles.
4. Jog thru box and into box.
5. Turn 360 degrees to the right and walk out.
6. Lope on right lead over pole as shown.
7. Walk over poles and into chute; back the chute.
8. Walk out of chute, over bridge to finish.

Walk	-----
Jog	- - - - -
Extended Jog	-----
Lope	=====
Leg Yield	
Lead Change	///
Back	←←←
Marker	Ⓚ
Sidepass	←←←

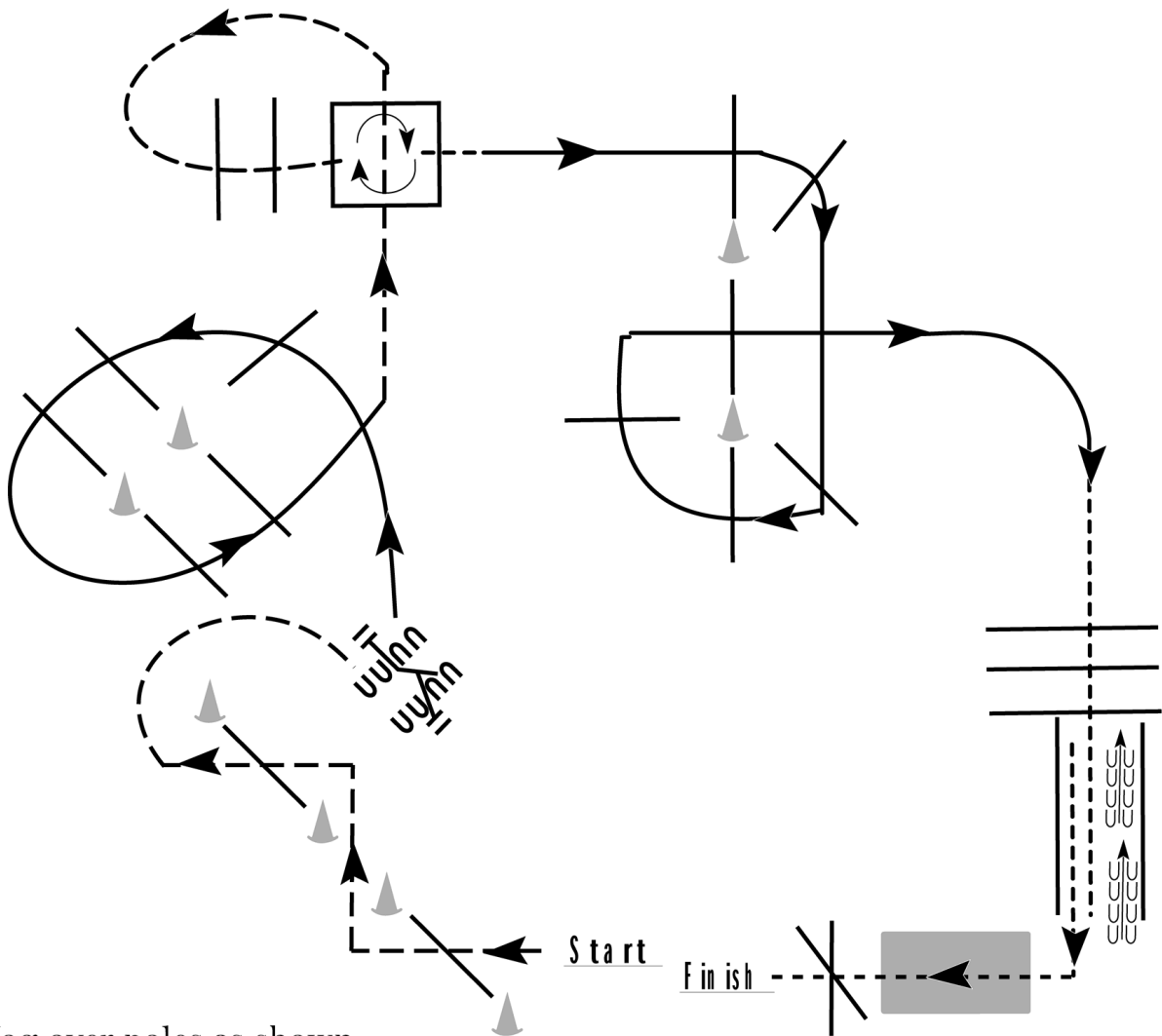
[T/1-37]

Pattern Provided by:
Show Management

Sherwood Halloween Show 2020

Open Trail

Show Date: 17th and 18th October 2020



1. Jog over poles as shown.
2. Work gate with left hand.
3. Lope on left lead over poles.
4. Jog thru box, over poles and into box.
5. Turn 360 degrees to the right and walk out.
6. Lope on right lead over poles.
7. Walk over poles and into chute; back the chute.
8. Walk out of chute, over bridge and over final elevated pole to finish.

Walk	-----
Jog	- - - - -
Extended Jog	-----
Lope	=====
Leg Yield	
Lead Change	↙ ↘
Back	← ← ←
Marker	ⓑ
Sidepass	← ← ←

[T/3-37]

Pattern Provided by:
Show Management